



Kindergarten Learning Activities – Due May 29, 2020



Each week, students are **required to complete the two reading and math activities on this page**. Share work with your child's teacher on Class Dojo Message or email, each week, for promotion to first grade. Any questions, or difficulty with worksheets, contact **your child's teacher** through email or message on Class Dojo.

Mandatory Reading Activities

1. Practice reading the sentences on attachment #1. After reading, follow the instructions at the bottom of the page.
2. Read these long /ea/ and /ee/ words. These letter combinations are other ways to make the long /e/ sound.

bean, read, beak, peek, mean, green, seed,
heal, beep, feel

- ✓ Write each word on an index card or paper square.
- ✓ Play a game with someone to practice reading. Flip one card. Whoever reads it first gets to keep it.
- ✓ Build these words with magnetic or any kind of letters, if possible.
- ✓ Do any of these rhyme? Find some rhyming pairs if you can.
- ✓ Pick one of the words to use in a sentence. Write it.

Mandatory Math Activities


1. Jump into First Grade
Do jumping jacks as you count by fives to 100. Jump rope as you count by tens to 100. See how far you can jump or how high!

2. Sorting
On a warm day, put a container of water outside. Put some marbles, legos or other small items in. Use your toes or spoon to pick out one at a time and sort them into groups!


The following websites are from the Math and Reading programs. You can find optional activities here. Contact your child's teacher if you need log in information.

Math web site – www-k6.thinkcentral.com

Reading web site – myngconnect.com



Below are some fun activities on the Choice Board for this week. These are **not required** but we would love to share on Class Dojo Class Story! If you have any questions about an activity, please Dojo Message or email the **specific teacher**.

<p><u>HF Words – who/your</u></p> <p>HF Word Target Practice; write out hf words on paper plate targets and place on a wall. Find the target on the wall, read it and throw a soft ball or object at the target. Add other hf words to review and practice.</p>	<p><u>Writing</u></p> <p>Complete the memory maker sheet and color. Put somewhere safe to keep and read years later!</p>	<p><u>Science</u></p> <p>Fold your paper in 4 and label each section; ocean, lake, rive and stream. Draw a picture of each and discuss with a parent if you have seen one of these before. If nice go visit a body of water!</p>
<p><u>Mrs. Mignogna</u></p> <p>Different Ending; Write or draw a different ending to your favorite story. Talk about it!</p>	<p><u>Social Studies</u></p> <p>Go outside on a nice day and find some rocks that are different. Examine them. Sort them. Decorate them with paint or chalk and put around your house or neighborhood to make people happy.</p>	<p><u>Art</u></p> <p>Use watercolor paint or watered down tempera to create blobs on paper. While wet blow with a straw to splatter. Then add eyes, arms, and legs to create creatures/germs. Enjoy!</p> 
<p style="text-align: center;"><u>Library</u></p> <p>Go to this link for a Read Aloud story or choose a book from home. Send a picture of YOU with THUMBS UP if the book you listened to was NON-FICTION or THUMBS DOWN if it was FICTION. https://pcpantherden.weebly.com/</p>		
<p style="text-align: center;"><u>Computer</u></p> <p>Week 9 – Follow the link below to complete the Website browsing 2 activity! https://www.loom.com/share/e1ed53083d084c008a10da3c8bdad96e</p>		



EMAIL Contact Information

Mrs. Creehan – creehanst@pcam.org

Ms. Baker – bakerda@pcam.org

Mrs. Gummo – gummojm@pcam.org

Mrs. Saleme – salemehl@pcam.org

Mrs. Michael – michaekd@pcam.org

Mrs. Zelenski – zelensma@pcam.org

Mrs. Brooks – brookscm@pcam.org

Mrs. Mignogna – mignogkf@pcam.org

Mrs. Heverly – heverlsj@pcam.org

Mr. Ickes – ickesbk@pcam.org

Read the sentences below to someone.

Luke and Rob want to ride that mule.

They can ride one at a time

Luke is on the mule.

Rob wants to ride now.

The mule is big.

Can dad have a ride?

Yes, dad can ride the mule, too!


Directions:

1. Find and highlight these sight words: all, one, that, now, the, want
2. Find a question mark. Circle it with green.
3. Find a period. Circle it with red.
4. Find an exclamation point. Circle it with blue.
5. Read the sentences again.
6. Answer these questions.
 - What is a mule?
 - Who rode first?
 - Did dad get a ride?

My favorite color is...




When I grow up, I want to....




My favorite animal...



This is me!




My birthday



My favorite food is...



This is my teacher...



This is my family...

