


# **First Grade Learning Activities – Due Friday, May 29th**

Each week, students **are required** to complete the two reading and two math activities.

The other activities are optional. Please send a message or picture to your child's teacher through Class Dojo or email showing the completed activities each week for promotion to 2<sup>nd</sup> grade. If you have any questions, please contact your child's teacher or special teachers.

## **Required Activities:**

<b><u>Mandatory Reading Activities</u></b>	<b><u>Mandatory Math Activities</u></b>
<b><u>First Assignment:</u></b> 1. Watch <a href="#">this video</a> to learn about fiction and nonfiction stories. (Non-tech option: Poster is attached) 2. Please complete reading assignment 1 below.	<b><u>First Assignment: Addition and Subtraction Review</u></b> 1. Watch <a href="#">this video</a> to review addition and subtraction. (Non-tech option: Attached below is an explanation of the lesson) 2. Play the game to practice this new skill. Please take a picture of your <a href="#">iknowit</a> certificate to send to your homeroom teacher. (Non-tech option: Play the game below and complete the practice problems.)
<b><u>Second Assignment:</u></b> 1. Review the video in assignment one on fiction and nonfiction stories. (Non-tech option: Review Poster in Assignment One) 2. Please complete reading assignment 2 below.	<b><u>Second Assignment: Time</u></b> 3. Sing along to <a href="#">this song</a> to review telling time! (Non-tech option: Attached below is an explanation of the lesson) 4. Pick one of the games on <a href="#">this site</a> under 1st grade to practice this skill. (Non- tech option: Complete the worksheet below)



# Fluency

★ When you read in a more natural way, you can better understand what you read!

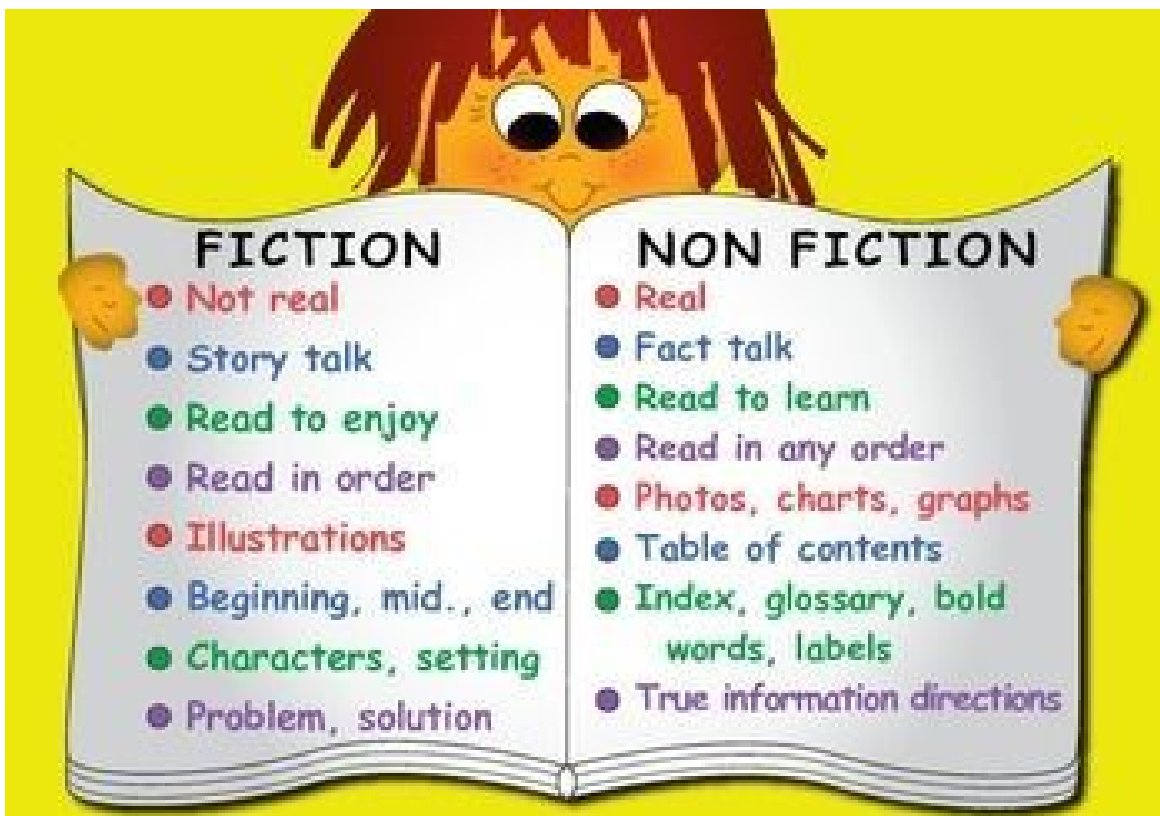
**Phrasing:** Blend words together into meaningful phrases and not one word at a time.

**Accuracy:** Read the words correctly and fix mistakes if you make them.

**Punctuation:** Stop at periods. You should take a little breath, pause at commas, notice *different* text, and sound excited for exclamation marks! Can you make your voice go up when reading a sentence with a question mark?

**Expression:** Raise and lower your voice to show appropriate emotion.

**Rate:** Read at a good speaking style pace -- not too fast or toooooo SSSSllllloooooooowwww.



## **Reading Assignment Directions:**

For our last week for virtual learning you get to choose! Pick 2 favorite books, one fiction and one nonfiction. You can read to someone at home or they can read to you. Spend some time talking about what you've read.

The following is a list of comprehension skills and word patterns that we've covered over the past 5 weeks. Try and hit as many as you can:)

Use this list as you continue to read over the summer.

**Comprehension (Fiction)-** Complete the summary sheet on the next page for the fictional book.


Here are some questions to discuss as you are reading:

- Identify the setting and characters.
- Retell the beginning, middle, and end.
- Tell about what the characters did and how they were feeling.
- Describe the characters.
- Compare and contrast the characters.
- Did any of the characters change from the beginning to the end?
- What was the main idea?

Title \_\_\_\_\_

Author \_\_\_\_\_

Characters



\_\_\_\_\_

\_\_\_\_\_

\_\_\_\_\_

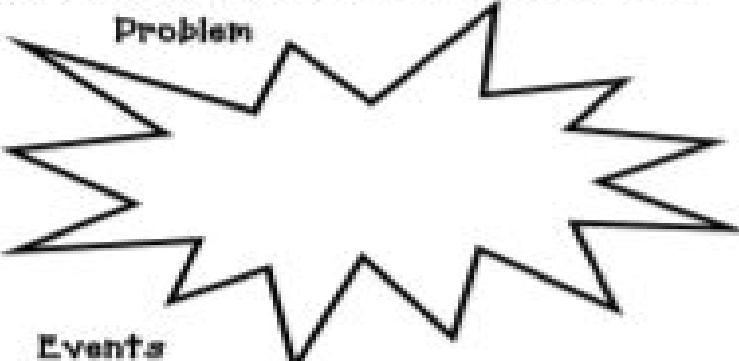
\_\_\_\_\_

Setting

Where (place) \_\_\_\_\_


When (time) \_\_\_\_\_

Problem



Solution

Fixes the problem



Events

Beginning

Middle

End

Main Idea (What the author is teaching us)

\_\_\_\_\_

\_\_\_\_\_

**Comprehension (Nonfiction)- Write the title of the book you read and one fact that you learned.**

Here are some questions to discuss as you are reading:

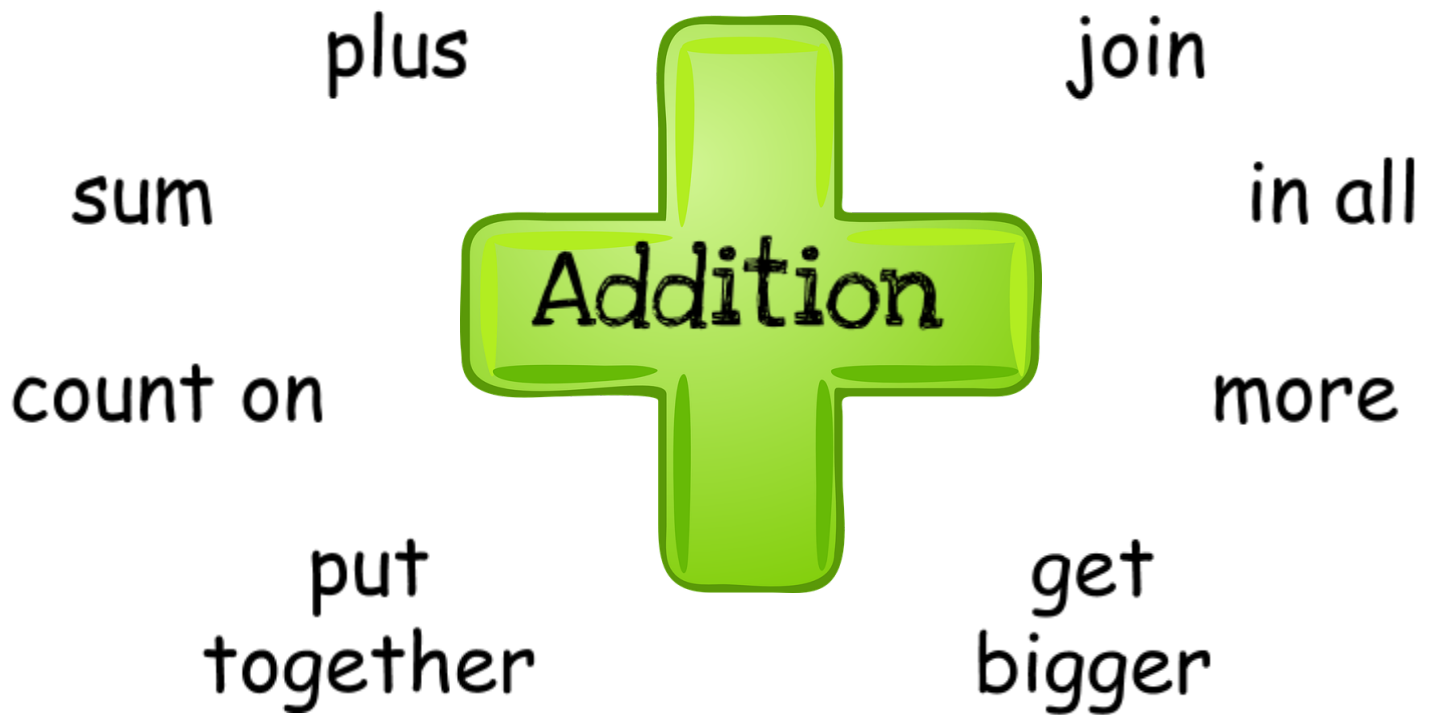
- What did you learn?
- Why did the author write the story?
- Are there headings, captions, diagrams, charts, or maps in your book?
- What is the main idea?
- Can you compare and contrast what you were learning about?
- Are there facts and opinions?

**Title:**

**One Fact that I Learned:**

**Optional Activity:****Word Patterns/Phonics**

- Look for words that follow these patterns  
CVC=consonant/vowel/consonant ex. cat/sit/run  
CVCe= consonant/vowel/consonant with a magic e ex. fire/bike/lake  
CVVC=consonant/vowel/vowel/consonant ex. boat, seem, rain
- Words with ed, s, ing endings
- Words with ch, sh, wh, th, ph
- Contractions and compound words



What it looks like:



$$3 + 2 = 5$$

3 dogs are playing in the park. 2 more dogs join them. There are 5 dogs in all.

subtraction

take away

less



minus

get  
smaller

difference

count  
back

What it looks like:



$$5 - 2 = 3$$

5 dogs are playing in the park. 2 dogs run home. There are 3 dogs left in the park.

Here's a game you can play all Summer to keep your math skills in tip-top shape! At School we call it Top It, but you might also know it as War.

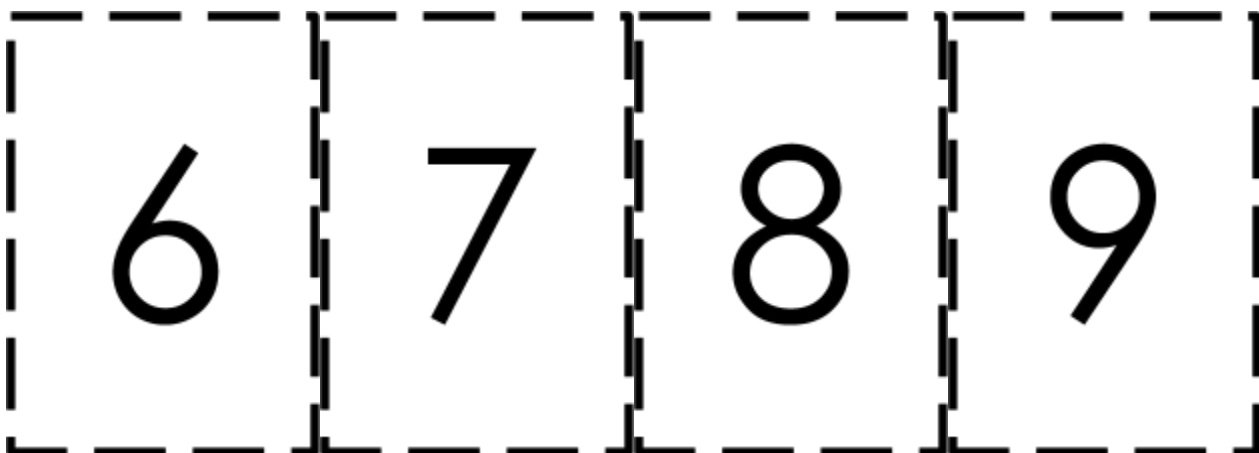
Materials: Use a standard deck of cards (remove the face cards) or cut out the number cards below and on the next page.

Directions:

1. Split the deck equally among you and your partner.
2. Place your cards face down in a pile in front of you.
3. Each player flips up their top card and places it in front of them.
4. The high card wins! That player takes both cards.
5. If there is a tie, place two more cards down. The high card takes all four cards.
6. Keep playing until one player is out of cards.

Alternate ways to play:

- To practice addition - Play two cards at once and add them together. Your partner does the same. The highest sum wins the round.
- To practice subtraction -- Play two cards and subtract them. Your partner does the same. The highest difference wins.
- To practice comparing larger numbers -- Play two cards at once and arrange them to make the greatest number possible. For example, if you draw 2 and 8, you could make 82. Your partner does the same. The highest number wins.



0	1	2	3
4	5	6	7
8	9	0	1
2	3	4	5

**Add or subtract.**

**Use what you know about related facts for help.**

$7 + 3 = \underline{\quad}$

$5 + 5 = \underline{\quad}$

$10 - 7 = \underline{\quad}$

$10 - \underline{\quad} = 5$

$8 + \underline{\quad} = 11$

$\underline{\quad} + 9 = 9$

$11 - 3 = \underline{\quad}$

$9 - 0 = \underline{\quad}$

**Add or subtract.**

$9 + 16 = \underline{\quad}$

$56 + 4 = \underline{\quad}$

$4 + 5 = \underline{\quad}$

$15 - 8 = \underline{\quad}$

$23 - 3 = \underline{\quad}$

$2 - 1 = \underline{\quad}$

$17 - 9 = \underline{\quad}$

$14 + 10 = \underline{\quad}$

$6 + 4 = \underline{\quad}$

**To add means to** \_\_\_\_\_

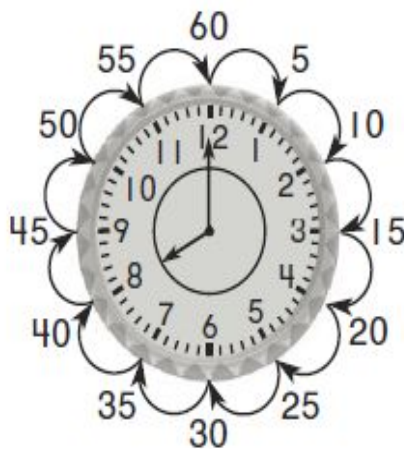
**To subtract means to** \_\_\_\_\_

# Tell Time to the Hour and Half Hour

The short hand is the **hour hand**.  
It shows the hour.

The long hand is the **minute hand**.  
It shows the minutes after the hour.

There are 60 minutes  
in one hour.



There are 30 minutes  
in a half hour.



Name: \_\_\_\_\_

# Telling Time

Directions: Draw a line to match the analog clocks to the digital clocks.



2:00



4:30



6:30





1:00



8:30

## First Grade Optional Activities:

The following activities are optional enrichment activities. The links in boxes should take you directly to the online activities.

<p style="text-align: center;"><b><u>Spelling City</u></b></p> <p>Click the link above and go to <b><u>Unit 8 Week 2</u></b> and click games. ~ OR ~</p> <p>Rainbow write the words and/or put them in ABC order: <b>loud, crowd, mouse, choice, enjoy, town</b> <b>*begin, done, our, should</b></p>	<p style="text-align: center;"><b><u>Writing</u></b></p> <p>Make a list of fun activities that you want to do this summer!</p>	<p style="text-align: center;"><b><u>Scholastic Magazine</u></b></p> <p>Follow the link above and click login. Read and explore <b><u>Making Ice Cream</u></b> and then play the game Build Your Own Ice Cream Cone to review the facts you learned in the magazine.</p> <p>*Logins will be posted on Class DOJO or you can email your homeroom teacher.</p>
<p style="text-align: center;"><b><u>Summer Websites</u></b></p> <p>Here are a few websites to use during the summer: <a href="https://www.neok12.com/">https://www.neok12.com/</a> <a href="https://pbskids.org/">https://pbskids.org/</a> <a href="http://www.sheppardsoftware.com/">http://www.sheppardsoftware.com/</a> <a href="https://www.abcya.com/">https://www.abcya.com/</a> <a href="https://www.primarygames.com/">https://www.primarygames.com/</a> <a href="https://www.storylineonline.net/">https://www.storylineonline.net/</a></p>	<p style="text-align: center;"><b><u>Memorial Day Activities</u></b></p> <p>Watch the video to learn about the meaning of Memorial day <a href="https://www.youtube.com/watch?v=WW5uk77yKHc&amp;t=4s">https://www.youtube.com/watch?v=WW5uk77yKHc&amp;t=4s</a> Then play the game below <a href="https://www.abcya.com/games/world_search_memorial_day">https://www.abcya.com/games/world_search_memorial_day</a></p>	<p style="text-align: center;"><b><u>STEM</u></b></p> <p>Your favorite book is going to be made into a movie! Make a video trailer to advertise for it. OR Explore National Park Webcams from all over the world by clicking <a href="#">here!</a></p>
<p style="text-align: center;"><b><u>Citizenship</u></b></p> <p>Write about a rule at school that you feel keeps students safe.</p>	<p style="text-align: center;"><b><u>Flat Stanley</u></b></p> <p>Click below to listen to the rest of the Flat Stanely.</p> <p style="text-align: center;"><a href="#"><u>Chapter 4</u></a> <a href="#"><u>Chapter 5</u></a></p>	<p style="text-align: center;"><b><u>Zoom Meeting</u></b></p> <p>Join us for our end of the year celebration! </p> <p>Date/Time: May 28th @ 6:00 PM</p> <p>*The Zoom meeting ID will be posted on class DOJO.</p>
<p style="text-align: center;"><b><u>Art- Mrs. Heverly</u></b></p> <p>Use black marker or black paint to create table, vase, and outline of flowers. Use different colored paint to paint in flowers. Enjoy!</p> 	<p style="text-align: center;"><b><u>Computer- Mr. Ickes</u></b></p> <p>Follow the link below to complete the Website browsing 2 activity!</p> <p><a href="https://www.loom.com/share/e1ed53083d084c008a10da3c8bdad96e">https://www.loom.com/share/e1ed53083d084c008a10da3c8bdad96e</a></p>	<p style="text-align: center;"><b><u>Library- Ms. Brooks</u></b></p> <p><a href="#">Click here</a> for the read alouds or choose a book from home.</p> <p>Listen to a story, draw a picture of your favorite part and share it with us.</p>

