

PCP 2nd Grade Choice Board- 5/18-5/22












Directions: On the next page, you will find the 2nd grade choice board for this week. This board is separated into 2 categories (reading/math and science/social studies/specials). **Your child MUST participate in the required 2 reading and 2 math activities provided as planned instruction each week in order to receive credit.** The other activities are optional however we encourage your child to complete 3-4 each week. Please continue to share your child's work through ClassDojo or email so your child can receive credit. If you choose to pick up a paper copy of the assigned work, you can turn in your child's work from the previous week when you pick up the new assignments. We look forward to seeing your child's work! Please let us know if you have any questions. We hope your family is staying healthy and happy during this time. -2nd grade teachers.








2nd Grade Emails-

- Abby Bono- BonoAA@pcam.org
- Amber Brown- BrownAM@pcam.org
- Lisa Brown- BrownLM@pcam.org
- Angela Gibbons –
GibbonAM@pcam.org
- Brianna Gillin- GillinBL@pcam.org
- Jason Grassi- GrassiJO@pcam.org
- Lee Ann Harvey-
HarveyLA@pcam.org
- Theresa Kuntz- KuntzTL@pcam.org
- Nicole Stohon- StohonNA@pcam.org



PCP 2nd Grade Choice Board- 5/18-5/22

| REQUIRED Math Activities | REQUIRED Reading Activities |
|---|---|
| <ol style="list-style-type: none"> Click the clock below to watch a video on how to tell time to the nearest 5 minutes. Click here for printable handouts on how to tell time to the nearest 5 minutes. Click the YouTube logo to listen to a telling time song. Click the iKnowit logo to practice telling time. OR click the math notebook to practice telling time using the attached worksheet.     | <ol style="list-style-type: none"> Click on the owl below to access this week's PHONICS/VOCABULARY activity and passage. Complete the activity as written. Click on the pencil to record your child's cold read.   |
| <ol style="list-style-type: none"> Click the sun and moon below to watch a video to learn how to tell the difference between A.M. and P.M. Click here for printable handouts on how to tell the difference between A.M. and P.M. Then click the YouTube logo to listen to an A.M. and P.M./ song. Click the clock to play the A.M./P.M. game. OR click the math notebook for an A.M./P.M. worksheet.     | <ol style="list-style-type: none"> Click on the bookworm below to access this week's COMPREHENSION activity and passage. Complete the activity as written. Use the worksheet from the above activity to record your child's warm read and answers to the comprehension questions. After the worksheet is completed, please take a photo to send to your child's teacher on ClassDojo.  |

| OPTIONAL Choice Board- Science, Social Studies, Special Activities | | |
|--|---|--|
| <p>Library</p> <ol style="list-style-type: none"> Click Mrs. Brooks picture below. Choose a story to listen to. Draw a picture of your favorite part and share it with us on Class Dojo or through email.  | <p>GoNoodle-NFL Play 60</p> <ol style="list-style-type: none"> Click the football below. Learn a touchdown dance with Ryan Kerrigan and Coach Terry!  | <p>Storyline Online</p> <ol style="list-style-type: none"> Click the icon. Listen to "Me and My Cat" Draw your favorite thing that Nicholas could do as a cat that he couldn't do as a boy. Click here to print cat paper. Describe what happens at the end of the story after the witch leaves. |
| <p>Computers</p> <ol style="list-style-type: none"> Click the computer to access Mr. Lckes Website Browsing activity.  | <p>Spelling</p> <ol style="list-style-type: none"> Click here for the spelling words. Choose 6 of your words from the Unit 6 Week 4 list. Draw pictures to illustrate them. Write the word underneath each picture.  | <p>Egg Carton Math:</p> <ol style="list-style-type: none"> For this activity, you will need an egg carton and two marbles. Write numbers 1-12 in the bottom of each depression. Then place the 2 marbles in inside. Close the carton, then have your child shake the carton. Open the top, then add or subtract whatever numbers the 2 marbles landed on. |
| <p>Art</p> <ol style="list-style-type: none"> Click the bird below to see an example of this project. Draw the eyes and beak. Add lines coming out from the center of the face to create the head then add in the neck. Make it colorful!  | <p>Social Studies</p> <ol style="list-style-type: none"> Celebrate community helpers by getting up and exercising to this Jack Hartmann Song "Community Count" Then, click the newspaper below to play the Career Match game.  | <p>Writing</p> <ol style="list-style-type: none"> Write 5 sentences answering the following prompt- "You are a space explorer and found a new planet with aliens! Describe your first day in this new place!"  |