



Kindergarten Learning Activities – Due May 22, 2020



Each week, students are **required to complete the two reading and math activities on this page**. Share work with your child's teacher on Class Dojo Message or email, each week, for promotion to first grade. Any questions, or difficulty with worksheets, contact **your child's teacher** through email or message on Class Dojo.

Mandatory Reading Activities

1. Practice reading the sentences on attachment #1. After reading, follow the instructions at the bottom of the page.

2. Read these long /i/, silent /e/ words:
bike, fine, ride, hike, nine, hide, like, line, side

- ✓ Write each word on an index card or paper square.
- ✓ Play a game with someone to practice reading. Flip one card. Whoever reads it first gets to keep it.
- ✓ Build these words with magnetic or any kind of letters, if possible.
- ✓ Sort these words into three groups of rhyming words.

Mandatory Math Activities


1. Classify
Get some socks from people in your family. Sort them by color. Sort them by size. Sort them by style.
Then complete the classification worksheet attached.

2. Sorting Activity
Ask people you know what their favorite color is and keep track to see if you can get a winner.
Complete the attached worksheet on sorting and interpreting data.


The following websites are from the Math and Reading programs. You can find optional activities here. Contact your child's teacher if you need log in information.

Math web site – www-k6.thinkcentral.com

Reading web site – myngconnect.com



Below are some fun activities on the Choice Board for this week. These are **not required** but we would love to share on Class Dojo Class Story! If you have any questions about an activity, please Dojo Message or email the **specific teacher.**

<p><u>HF Words –</u> <u>put/one/all</u> Use play doh to spell out the hf words. Then practice and review old words.</p>	<p><u>Writing</u> Write a question sentence. Be sure to start with a capital letter and end with a question mark.</p>	<p><u>Science</u> Fold your paper in half. Write shelter on one side and farm on the other side. Draw pictures of things that provide shelter and draw items you would find on a farm that provide us what we need.</p>
<p><u>Mrs. Mignogna</u> Thinking about Adjectives Write 5 words that describe you. Ask your family members to write 5 words that describe you. Did you have the same words? Talk about them!</p>	<p><u>Social Studies</u> Transportation Fold a paper into three sections; “Land, Air and Water”. Think of different types of ways to get from one place to another. Draw or write them in each section.</p>	<p><u>Art</u> Draw the first letter of your first name and then create a picture out of it. Be creative!</p> 
<p><u>Library</u> Go to this link for a Read Aloud story or choose a book from home. Send a picture of YOU with THUMBS UP if the book you listened to was NON-FICTION or THUMBS DOWN if it was FICTION. https://pcpantherden.weebly.com/</p>		
<p><u>Computer</u> Week 8 - Follow the link below to complete the Website browsing 1 activity! https://www.loom.com/share/300584064245477ea06f1e4bf2a09ed6</p>		



EMAIL Contact Information

Mrs. Creehan – creehanst@pcam.org

Ms. Baker – bakerda@pcam.org

Mrs. Gummo – gummojm@pcam.org

Mrs. Saleme – salemehl@pcam.org

Mrs. Michael – michaekd@pcam.org

Mrs. Zelenski – zelensma@pcam.org

Mrs. Brooks – brookscm@pcam.org

Mrs. Mignogna – mignogkf@pcam.org

Mrs. Heverly – heverlsj@pcam.org


Mr. Ickes – ickesbk@pcam.org

Classification


Name: _____

Follow the directions in each box to classify the items.


Color all of the big animals.




Color all of the red foods.



Color all of the things that are circles.




Color all of the clothing items.



Collect and Sort Data

Name: _____

Graph the insects in the box by crossing out and coloring a box for each one. Answer the questions at the bottom (draw or write)



Which animal has the greatest? _____

Which animal has the least? _____

Are there any animals with the same amount? _____

Read the sentences below to someone.

Duke has one cat.

The cat is tan.

Can the cat play with me?

Duke has one pup.

The pup is big.

Can the pup play with me?

All the pets can play with me!

Directions:

1. Find and highlight these sight words: all, me, play, that, the, with
2. Find a question mark. Circle it with green.
3. Find a period. Circle it with red.
4. Find an exclamation point. Circle it with blue.
5. Read the sentences again.
6. Draw a picture on the back that shows something you read about.

Name _____



Handwriting practice lines consisting of ten rows. Each row is defined by a solid top line, a dashed middle line, and a solid bottom line.



I can start with
a capital letter



I can use spaces
between words.



I can use a period
to end the sentence.