

# PCP 2<sup>nd</sup> Grade Choice Board- 5/11-5/15








**Directions:** On the next page, you will find the 2<sup>nd</sup> grade choice board for this week. This board is separated into 2 categories (reading/math and science/social studies/specials). **Your child MUST participate in the required 2 reading and 2 math activities provided as planned instruction each week in order to receive credit.** The other activities are optional however we encourage your child to complete 3-4 each week. Please continue to share your child's work through ClassDojo or email so your child can receive credit. If you choose to pick up a paper copy of the assigned work, you can turn in your child's work from the previous week when you pick up the new assignments. We look forward to seeing your child's work! Please let us know if you have any questions. We hope your family is staying healthy and happy during this time. -2<sup>nd</sup> grade teachers.

## 2<sup>nd</sup> Grade Emails-






- Abby Bono- [BonoAA@pcam.org](mailto:BonoAA@pcam.org)
- Amber Brown- [BrownAM@pcam.org](mailto:BrownAM@pcam.org)
- Lisa Brown- [BrownLM@pcam.org](mailto:BrownLM@pcam.org)
- Angela Gibbons –  
[GibbonAM@pcam.org](mailto:GibbonAM@pcam.org)
- Brianna Gillin- [GillinBL@pcam.org](mailto:GillinBL@pcam.org)
- Jason Grassi- [GrassiJO@pcam.org](mailto:GrassiJO@pcam.org)
- Lee Ann Harvey-  
[HarveyLA@pcam.org](mailto:HarveyLA@pcam.org)
- Theresa Kuntz- [KuntzTL@pcam.org](mailto:KuntzTL@pcam.org)
- Nicole Stohon- [StohonNA@pcam.org](mailto:StohonNA@pcam.org)



# PCP 2<sup>nd</sup> Grade Choice Board- 5/11-5/15

REQUIRED Math Activities	REQUIRED Reading Activities
<ol style="list-style-type: none"> <li>Click the YouTube logo below. Watch and sing along with the Jack Hartman money video.</li> <li>Click on the Money Bag to review coin values.</li> <li>Click the Math Notebook. Complete pages 3, 4, and 5 to demonstrate your knowledge of counting coins:</li> <li><a href="#">Click here to play the "Don't Break the Bank" game.</a></li> </ol>   	<ol style="list-style-type: none"> <li>Click on the owl below to access this week's PHONICS/VOCABULARY activity and passage.</li> <li>Complete the activity as written.</li> <li>Click on the pencil to record your child's cold read.</li> </ol>  
<ol style="list-style-type: none"> <li>Review the Jack Hartman money video and the money anchor charts from activity 1 by clicking the YouTube logo and Money Bag above.</li> <li>Watch the two following videos demonstrating how to count mixed coins:  <a href="https://www.youtube.com/watch?v=UU89SxQoFRA">https://www.youtube.com/watch?v=UU89SxQoFRA</a>  <a href="https://www.youtube.com/watch?v=MbtmucV-U2c">https://www.youtube.com/watch?v=MbtmucV-U2c</a></li> <li>Click the Math Notebook. Complete pages 6, 7, 8, and 9 to demonstrate your knowledge of counting mixed coins:</li> </ol> 	<ol style="list-style-type: none"> <li>Click on the bookworm below to access this week's COMPREHENSION activity and passage.</li> <li>Complete the activity as written.</li> <li>Use the worksheet from the above activity to record your child's warm read and answers to the comprehension questions.</li> <li>After the worksheet is completed, please take a photo to send to your child's teacher on ClassDojo.</li> </ol> 

## OPTIONAL Choice Board- Science, Social Studies, Special Activities

<p><b>Library</b></p> <ol style="list-style-type: none"> <li>Click Mrs. Brooks picture below.</li> <li>Choose a story to listen to.</li> <li>Draw a picture of your favorite part and share it with us on Class Dojo or through email.</li> </ol> 	<p><b>Bonus Math Activity</b></p> <ol style="list-style-type: none"> <li>Using play coins or real coins practice counting the mixed coins.</li> <li>Click the Flipgrid logo. Post a video to the Money Flipgrid or to ClassDojo showing us how well you can count money!</li> </ol> 	<p><b>Storyline Online</b></p> <ol style="list-style-type: none"> <li>Click the icon.</li> <li>Listen to "Sebastian's Roller Skates"</li> <li>While listening, think of character traits you would use to describe Sebastian.</li> <li><a href="#">Click here print a skate.</a></li> <li>Write the character traits to describe Sebastian on the skate. Color when finished.</li> </ol>
<p><b>Computers</b></p> <ol style="list-style-type: none"> <li>Click the computer to complete the Computer Parts activity!</li> </ol> 	<p><b>Spelling</b></p> <ol style="list-style-type: none"> <li>Click here for the spelling words.</li> <li>Using Unit 6 Week 3 words, create a comic strip. Include your spelling words in the speech bubbles.</li> </ol> 	<p><b>Beach Ball Math Facts:</b></p> <ol style="list-style-type: none"> <li>You will need a black permanent marker and inflatable beach ball.</li> <li>Use the marker to write 0-12, 2 times each, all over the ball.</li> <li>Toss the ball with someone. Add or subtract the 2 numbers your thumbs are closest to. Read the math fact aloud (e.g., 10+3=13 or 10-3=7).</li> <li>Repeat #3 and have fun practicing your basic facts!</li> </ol>
<p><b>Art</b></p> <ol style="list-style-type: none"> <li>Find an image of an animal from a magazine and cut part of it out. Glue to a piece of paper and finish drawing the animal and create an art piece by adding in other details.</li> </ol> 	<p><b>Social Studies</b></p> <ol style="list-style-type: none"> <li>May 12th is "International School Nurse Day." Your school nurses take care of you at school when you need it most.</li> <li>Write a note or make a card and send it to your school nurse.</li> <li>Email your note to . . .              Mrs. Bradley- <a href="mailto:bradlem1@pcam.org">bradlem1@pcam.org</a>              Mrs. Vinglas- <a href="mailto:vinglasbl@pcam.org">vinglasbl@pcam.org</a>              Mrs. Bender- <a href="mailto:benderam@pcam.org">benderam@pcam.org</a></li> </ol>	<p><b>Writing</b></p> <ol style="list-style-type: none"> <li>Write 5 sentences answering the following prompt- "You have become a monster. Describe the type of monster you would be and what you would do."</li> </ol> 