

# Mrs.Cattoi's Learning Activities – Due May 17th

Each week, students **are required** to complete the two reading and two math activities. The other activities are optional. Send a message or picture to your child's teacher through Class Dojo or email showing the completed activities each week. If you have any questions, please contact your child's teacher or special teachers.

## Mandatory Reading Activities

### **1. Letter Sounds-**

<https://www.youtube.com/watch?v=iocGfl1xJs&t=860s>

Starting at 30:09-end -watch these fun Bounce Patrol letter sound songs!

and you can explore letter sounds using this game:

[https://www.abcya.com/games/talk\\_to\\_me\\_alphabet](https://www.abcya.com/games/talk_to_me_alphabet)

Then, identify sounds for the letters T, U, V, W, X, Y, Z.

**Let Mrs. Cattoi know which letter sounds you got correct.**

### **2. Letter Identification-**

<https://pbskids.org/superwhy/games/alpha-pigs-paint-by-letter/>

Play this fun letter identification game! Find the letters the paint the pictures.

Then, have someone at home write these letters on flashcards, a piece of paper or use magnetic letters: Tt, Uu, Vv, Ww, Xx, Yy, Zz.

**Let Mrs. Cattoi know which letters you got correct.**

## Mandatory Math Activities

### **1) Writing Numbers**

<https://www.youtube.com/watch?v=qfcbWmASibk>

Watch and move along with Jack Hartmann to draw numbers in the air!

**Then, doing one number at a time, someone at home should write that number and you try and copy it on your own. Try this with numbers 7-10. Send Mrs. Cattoi a picture of your work.**

### **2) Sequencing-**

<https://www.topmarks.co.uk/ordering-and-sequencing/caterpillar-ordering>



Play this number sequencing game! Click-sequencing and then 1-10. Then, make 1-10 flashcards or use print out of numbers. Practice putting numbers in order 1-10.


**Then, try putting the numbers in order on your own. Take a picture of your attempt and send to Mrs. Cattoi.**

**\*Tip from our Speech teacher, Mrs.McMullen: Fun Time with Flash Cards** There are plenty of free flashcards that you can find online or purchase that can provide children with plenty of practice. Focus on flashcards that have sounds they may have difficulty with. To really draw your child in, consider adding some type of reward for getting a certain amount of sounds/words correct.

**Optional Activities on the next page >>**

## Optional Activities:


<p style="text-align: center;"><b>Life Skill</b></p> <p>Help someone at home with a chore such as; doing dishes, taking out the trash, wiping off the table, watering plants or cooking!</p>	<p style="text-align: center;"><b>Movement</b></p> <p>Workout with this <a href="#">GoNoodle</a>.</p> <p>Physical Activity is good for your brain and body!</p>	<p style="text-align: center;"><b>Ms. Krista- Hearing Vocabulary Hunt</b></p> <p>Find 5 objects or pictures that are different "shapes"</p>
<p style="text-align: center;"><b>Fine motor- stacking!</b></p> <p>Find toys are the house that are easy to stack. Can you stack 10 items? 15 items? Try mixing different toys to make the stack even more challenging. Make a big tower and then knock it down!</p> 	<p style="text-align: center;"><b>Music-</b></p> <p><a href="https://www.youtube.com/watch?v=Pjw2A3QU8Qg">https://www.youtube.com/watch?v=Pjw2A3QU8Qg</a></p> <p>Listen to 'Ants Go Marching' and keep the beat by tapping in your lap or clapping.</p> <p><a href="https://www.youtube.com/watch?v=ymigWt5TOV8">https://www.youtube.com/watch?v=ymigWt5TOV8</a></p> <p>Fun kids Zumba video!</p>	<p style="text-align: center;"><b>Art- Mrs. Heverly</b></p> <p>Create a symmetrical butterfly. Fold a piece of paper in half, draw half of the butterfly, then cut it out while leaving it folded. Unfold and create designs that are exactly the same on both sides of the butterfly.</p> 
<p style="text-align: center;"><b>Computer</b></p> <p><a href="http://www.sheppardsoftware.com/content/animals/kidscorner/paint/paintpage.htm">http://www.sheppardsoftware.com/content/animals/kidscorner/paint/paintpage.htm</a></p> <p>With help from someone at home, paint the animal pictures!</p>	<p style="text-align: center;"><b>Cutting and Tracing</b></p> <p>Check out the next 2 pages for cutting and tracing practice. Make a sun craft using cutting skills and color, trace and cut to make a sun in a different way!</p>	<p style="text-align: center;"><b>Library- Ms. Brooks</b></p> <p><a href="https://www.youtube.com/channel/UCD_dJPCENOWLjvYR0Sfs2vg">https://www.youtube.com/channel/UCD_dJPCENOWLjvYR0Sfs2vg</a></p> <p>Go to the link for the read alouds and listen to Mrs. Brooks read you a story!</p>





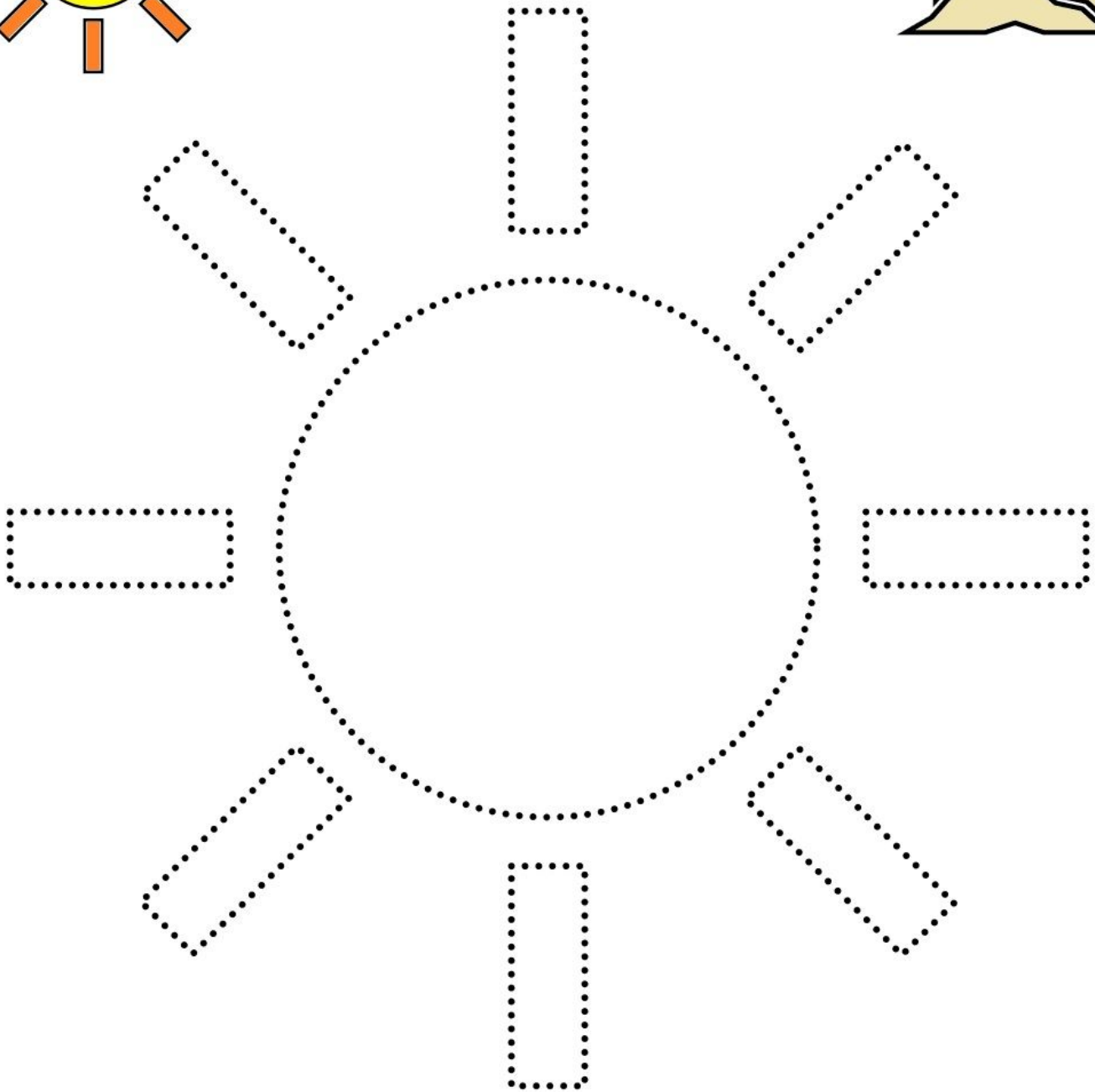
# Make a Sun *activity*





# SUN TRACE

Trace the sun and the color it.



SUNNY