



Kindergarten Learning Activities – Due May 15, 2020



Each week, students are **required to complete the two reading and math activities on this page**. Share work with your child's teacher on Class Dojo Message or email, each week, for promotion to first grade. Any questions, or difficulty with worksheets, contact your child's teacher through email or message on Class Dojo.

Mandatory Reading Activities

1. Punctuation

Watch the video <https://youtu.be/mPnSYcxkiKU>

If you don't have access to watch video, read over the attachment # 1.

Complete the worksheet called Pick the punctuation.

2. Word Sort

Watch the video <https://youtu.be/rclaeEK1AbI>

If you don't have access to watch video, read over attachment # 2.

Complete worksheet called Picture Sort.

Mandatory Math Activities

1. Measuring Length

Use a pencil and find objects that are longer and shorter than your pencil.

Write and draw on attached worksheet.

2. Measuring Width


Open your hand wide and measure against other's in your family and list whose is less than yours and greater than yours!

Write on the attached worksheet.


The following websites are from the Math and Reading programs. You can find optional activities here. Contact your child's teacher if you need log in information.

Math web site – www-k6.thinkcentral.com

Reading web site – myngconnect.com



Below are some fun activities on the Choice Board for this week. These are **not required** but we would love to share on Class Dojo Class Story! If you have any questions about an activity, please Dojo Message or email the **specific teacher**.

<p><u>HF Words -</u> <u>how/now/said</u></p> <p>Write the words "how, now, said" on cards two times each. Play a memory game and match/read. Add in some old words and play again. Play with a family member!</p>	<p><u>Writing</u></p> <p>Write a sentence using your new high frequency words. Be sure to start with a capital letter and end with a period. -Illustrate the sentence in the box</p>	<p><u>Science</u></p> <p>-Form a tower of wooden blocks with note cards in between. The idea is to remove the note card without causing the tower to fall over. -Try this again, but this time use paper cups instead of wooden blocks and remove the note card from in between the cups. Which had less resistance and a change in motion? Did your tower fall?</p>
<p><u>Mrs. Mignogna</u></p> <p>Try building CVC (consonant, vowel, consonant) words using play do or legos. Make it more challenging by adding the silent e.</p> <p>can cane Bit bite</p>	<p><u>Social Studies</u></p> <p>Make a map and use symbols to show mountains, lakes, houses, stores. It can be your own town or a pretend one. Think about places in your town that would be on the map - parks, schools, banks, gas stations.</p>	<p><u>Art</u></p> <p>Use items around your house to trace different shapes on a piece of paper. Overlap shapes then color in some of the areas that were created.</p> 
<p><u>Library</u></p> <p>Go to this link for a Read Aloud story or choose a book from home. Send a picture of YOU with THUMBS UP if the book you listened to was NON-FICTION or THUMBS DOWN if it was FICTION. https://pcpantherden.weebly.com/</p>		
<p><u>Computer</u></p> <p>Week 7 - Follow the link below to complete the Computer Parts activity! https://drive.google.com/open?id=1kCI1bNSwtGyxP0CHX8Rs447WS3XxsMkx</p>		

EMAIL Contact Information

Mrs. Creehan - creehanst@pcam.org

Ms. Baker - bakerda@pcam.org

Mrs. Gummo - gummojm@pcam.org

Mrs. Saleme - salemehl@pcam.org

Mrs. Michael - michaekd@pcam.org

Mrs. Zelenski - zelensma@pcam.org

Mrs. Brooks - brookscm@pcam.org

Mrs. Mignogna - mignogkf@pcam.org

Mrs. Heverly - heverlsj@pcam.org

Mr. Ickes - ickesbk@pcam.org



Math Measuring



Name: _____

Complete each chart with words/pictures.

Measuring Length with a Pencil

Longer than pencil	Shorter than pencil

Measuring Width with Hand

Greater than my hand	Less than my hand

Pick the Punctuation

Read the sentences. It is ok to have a helper, if needed. Circle the correct punctuation mark and print it at the end of the sentence.

1. Is this a rat . ? !

2. The cat is big . ? !

3. He can get it . ? !

4. Look at this . ? !

5. Did she go . ? !

6. You can run to it . ? !

7. Can you see the fox . ? !

8. No, not that . ? !

9. I won . ? !

10. Did you see it . ? !

Attachment 1 (if you are unable to watch the video)

Punctuation is used in writing to separate sentences and to help the reader understand written text.

• This is a period. It is used to signal the end of a sentence.

? This is a question mark. It is used in writing to ask a question.

! This is an exclamation point. It lets the reader know there is emotion behind the words, it can show excitement, too.

Examples:

The cat is black.

Is it a big cat?

The cat ran really fast!

Word Sort

Read the words below. Cut and paste to sort correctly.

short /u/

long u ___e

mud

fuse

cub

mule

cute

hug

cube

nut

bus

tune

Attachment 2 (if you are unable to watch the video)

- The silent **e**, or sneaky **e**, rule states that the **e** at the end of a word does not make a sound.
- This means it is **silent**.
- It sneaks and makes the first vowel say its name.
- Adding an e at the end of a word changes it from a short vowel sound to a long vowel sound.



Look and read: The first word has short vowel sound, it changes to a long vowel sound when you add the **e**.

cut → cute

cub → cube

tub → tube

Name _____



I can start with
a capital letter



I can use spaces
between words



I can use a period
to end the sentence.