

Mrs.Cattoi's Learning Activities – Due May 10th

Each week, students **are required** to complete the two reading and two math activities. The other activities are optional. Send a message or picture to your child's teacher through Class Dojo or email showing the completed activities each week. If you have any questions, please contact your child's teacher or special teachers.

<u>Mandatory Reading Activities</u>	<u>Mandatory Math Activities</u>
<p>1.Letter Sounds- https://www.youtube.com/watch?v=gi1dwHp1ppU</p> <p>Workout with Jack Hartmann and try the letter sounds! Then, identify sounds for the letters T,U,V,W,X,Y,Z. Let Mrs. Cattoi know which letter sounds you got correct.</p> <p>2. Letter Identification- https://www.abcy.com/games/talk_to_me_alphabet Explore letter names with Talk to Me Alphabet! Then, have someone at home write these letters on flashcards, a piece of paper or use magnetic letters: T,t, U, u, V, v W,w, X,x, Y,y, Z,z. Let Mrs. Cattoi know which letters you got correct.</p>	<p>1. Number Identification- https://www.abcy.com/games/number_bingo Play number Bingo for 0-10 and 10-20. Then after some practice, identify numbers 1-20. Parents can use flashcards,write numbers on paper, fun colorful numbers,etc. Let Mrs.Cattoi know what numbers you got correct.</p> <p>2. Counting- Do these movements while you count to 20! Kick, Jump and march! We love to march around to this song in Mrs.Cattoi's class. https://www.youtube.com/watch?v=Aq4UAss33qA</p> <p>Then, count to 20! Let Mrs.Cattoi know how far you counted.</p>

***Tip from our Speech teacher, Mrs.McMullen: Read, Read, and Read Some More!**


Reading is an essential element of speech and language development. It's never too early to start reading to your child. Start off with simple books that repeat words and phrases (rhyming is great for speech development). Even reading the same book over and over can help them exercise their language skills.

As they grow, offer them more "challenging" books that require them to answer simple questions that go beyond just yes and no answers. You can also make the readings as dramatic or whimsical as possible. Make loud dramatic sounds to grab their attention.

Optional Activities on the next page >>



Optional Activities:

<p>Life Skill</p> <p>Help someone at home with a chore such as; doing dishes, taking out the trash, wiping off the table, watering plants or cooking!</p>	<p>Movement Ms.Emily, Physical Therapy</p> <p>After the tracing and cutting pages you will find a 'Creepy Caterpillar' and 'Wiggly Worm' activity. You can print this out or make one using construction paper! Or, simply try out the activities.</p>	<p>Vocabulary Practice- Ms. Krista- Hearing Look and Listen:</p> <p>Put on your hearing aids while playing inside or outside. Find 5 different sounds and label them. You can match them to picture or point/find the physical thing making the sound.</p>
<p>Citizenship</p> <p>Make a card or color a picture! Deliver your card or picture to a neighbor or family member. Or, send them through the mail!</p>	<p>Music- https://www.youtube.com/watch?v=VTmk_ADNOgg&t=112s</p> <p>Listen to the 'Sweet Beets' song and find the steady beat! Or, listen to your favorite song and clap along.</p>	<p>Art- Mrs. Heverly</p> <p>Draw a family portrait. Think about how tall each person is and details to make them look realistic. You can also add in pets to your family portrait. Draw with pencil then add color!</p>
<p>Computer www.thisissand.com</p> <p>Pick a few colors and make a fun sand creation!</p>	<p>Cutting and Tracing</p> <p>Check out the next 2 pages for cutting and tracing practice. Print them out and give it a try!</p>	<p>Library- Ms. Brooks</p> <p>Go to the link for the read alouds or choose a book from home. Listen to a story, draw a picture of your favorite part and share it with us. https://pcpantherden.weebly.com/</p>

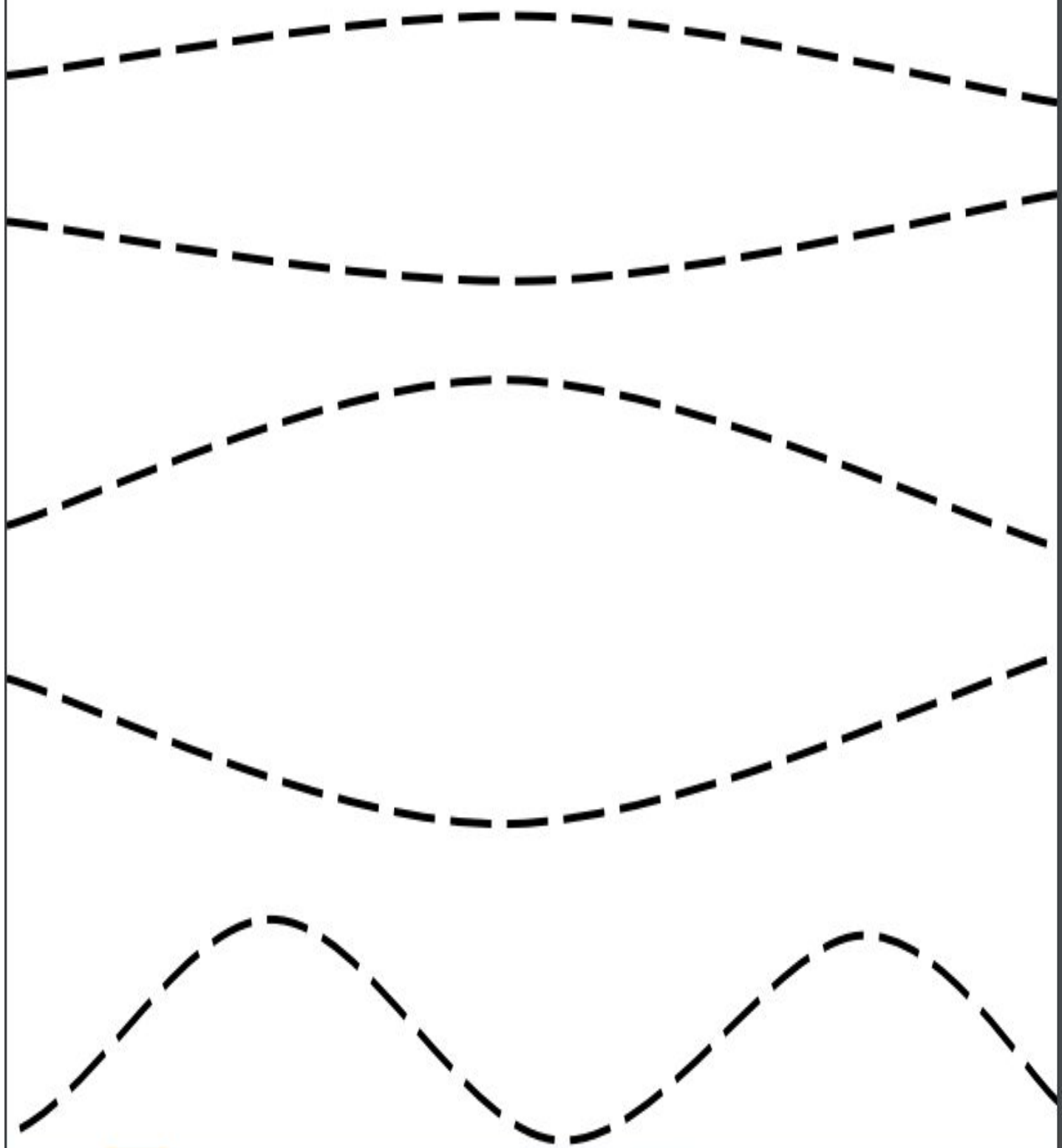




My Tracing Practice!



My Cutting Practice!




Creepy Caterpillar and Wiggle Worm


Directions: Cut out the long rectangle boxes, head and tail circles. Fan fold the rectangle boxes. Glue the head to the front and the tail to the back. Complete one activity each day along the caterpillar and worm body.

glue head here	Take a walk outdoors.	Practice jump roping or jumping	Sit outside and draw some flowers	Move like a caterpillar along the floor	Ride a bicycle or tricycle.	Go on a bird hunt. How many can you find?	glue tail here
----------------	-----------------------	---------------------------------	-----------------------------------	---	-----------------------------	---	----------------

head and tail circles



head and tail circles



glue head here	Wiggle like a worm on the floor.	Go to a park to play.	Play a game of catch with someone.	Dig for worms or any other creatures.	Take a walk outdoors.	Create a dance with a Spring theme..	glue tail here
----------------	----------------------------------	-----------------------	------------------------------------	---------------------------------------	-----------------------	--------------------------------------	----------------