

PCP 2nd Grade Choice Board- 4/27-5/1










Directions: On the next page, you will find the 2nd grade choice board for this week. This board is separated into 2 categories (reading/math and science/social studies/specials). **Your child MUST participate in the required 2 reading and 2 math activities provided as planned instruction each week in order to receive credit.** The other activities are optional however we encourage your child to complete 3-4 each week. Please continue to share your child's work through ClassDojo or email so your child can receive credit. If you choose to pick up a paper copy of the assigned work, you can turn in your child's work from the previous week when you pick up the new assignments. We look forward to seeing your child's work! Please let us know if you have any questions. We hope your family is staying healthy and happy during this time. -2nd grade teachers.









2nd Grade Emails-

- Abby Bono- BonoAA@pcam.org
- Amber Brown- BrownAM@pcam.org
- Lisa Brown- BrownLM@pcam.org
- Angela Gibbons – GibbonAM@pcam.org
- Brianna Gillin- GillinBL@pcam.org
- Jason Grassi- GrassiJO@pcam.org
- Lee Ann Harvey- HarveyLA@pcam.org
- Theresa Kuntz- KuntzTL@pcam.org
- Nicole Stohon- StohonNA@pcam.org



PCP 2nd Grade Choice Board- 4/27-5/1

REQUIRED Math Activities	REQUIRED Reading Activities
<ol style="list-style-type: none"> 1. Click here to learn how to add 3-digit numbers without regrouping. 2. If you need more support, click the YouTube link to watch Ms. Gillin use the strategies. 3. Click the Kahoot! icon to practice the strategies. 4. OR click the calculator to access a 3-digit addition worksheet for practice. 5. Click here to use a number grid if needed. <div>    </div>	<ol style="list-style-type: none"> 1. Click on the owl below to access this week's PHONICS/VOCABULARY activity and passage. 2. Complete the activity as written. 3. Click on the pencil to record your child's cold read. <div>   </div>
<ol style="list-style-type: none"> 1. Click here to learn how to add 3-digit numbers with regrouping. 2. If you need more support, click the YouTube link to watch Ms. Gillin use the strategies. 3. Click the iKnowit! icon to practice the strategies. 4. OR click the calculator to access a 3-digit addition worksheet for practice. 5. Click here to use a number grid if needed. <div>    </div>	<ol style="list-style-type: none"> 1. Click on the bookworm below to access this week's COMPREHENSION activity and passage. 2. Complete the activity as written. 3. Use the worksheet from the above activity to record your child's warm read and answers to the comprehension questions. <div>  </div>

OPTIONAL Choice Board- Science, Social Studies, Special Activities			
<p>Library</p> <ol style="list-style-type: none"> 1. Click Mrs. Brooks picture below. 2. Choose a story to listen to. 3. Draw a picture of your favorite part and share it with us on Class Dojo or through email. <div>  </div>	<p>Music</p> <ol style="list-style-type: none"> 1. Complete the Quaver music assignment posted on ClassDojo. 2. OR Draw a picture of yourself playing your favorite instrument. <div>  </div>	<p>Storyline Online</p> <ol style="list-style-type: none"> 1. Click the icon. 2. Listen to "Sophie's Masterpiece" 3. Write one "juicy" word you would use to describe Sophie. 4. If you were Sophie, what your blanket look like? Draw and color a picture of your blanket and share with your teacher. 	
<p>Computers</p> <ol style="list-style-type: none"> 1. Click on the computer below to access Mr. Ickes typing activity. <div>  </div>	<p>Physical Education</p> <ol style="list-style-type: none"> 1. Those without internet- Workout 4 rounds of 10 of each, push-ups squats, burpees, and jumping jacks. 1-minute rest between your circuits. 2. With Internet access -Monday I will post "My Workout with Me" video or do the YouTube video below. <div>  </div>	<p>Race a to 100!</p> <ol style="list-style-type: none"> 1. Play this game with a parent/sibling. 2. Grab a pair of dice. 3. Take turns rolling the dice and adding them together. Add your numbers together after each roll. 4. The first person to get to 100 wins the game. <div>  </div>	
<p>Art</p> <ol style="list-style-type: none"> 1. Click the picture below and create a James Rizzi inspired city. 2. Create unique buildings with faces, windows, and doors. 3. You can add details into the sky and make it a night or day sky! Get creative!! <div>  </div>	<p>Science/Social Studies</p> <ol style="list-style-type: none"> 1. Click on the Earth below. 2. Choose to create a plant or an animal. 3. Make sure you answer all of the prompts. <div>  </div>	<p>Writing</p> <ol style="list-style-type: none"> 1. Write 5 sentences answering this prompt, "Dogs have taken over the world. How do things change? What would they make humans do?" <div>  </div>	