

# First Grade Learning Activities – Due May 3rd

Each week, students **are required** to complete the two reading and two math activities. The other activities are optional. Please send a message or picture to your child's teacher through Class Dojo or email showing the completed activities each week for promotion to 2<sup>nd</sup> grade. If you have any questions, please contact your child's teacher or special teachers.

## Required Activities:

### Mandatory Reading Activities

#### First Assignment: Fluency

1. Watch [this video](#) to learn about fluency and expression.

(Non-tech option: poster is attached)

2. Please see below for the fluency activity.

#### Second Assignment: Comprehension

1. Watch [this video](#) to learn about comprehension.

(Non-tech option: poster is attached)

2. Please see below for the comprehension activity.

### Mandatory Math Activities

#### First Assignment: Combining Shapes, Lesson 12.3

1. Watch [this video](#) to review and learn about combining 2 Dimensional Shapes to make new shapes.

(Non-tech option: Attached below is the chart with our shapes to review)

2. [Play Compose Shapes](#). This game will ask learners to rearrange the given four geometrical shapes to form various shapes. Be sure to have your parents take a picture of your completion screen and send it to your teacher.

(Non- tech option: Complete Worksheet: Reteach 12.3 see class dojo)

#### Second Assignment: Related Facts, Lesson 5.2

1. Watch [this video](#) to learn about how addition and subtraction are related and how you can use that to help you find missing numbers. There is an information page on Related Facts attached below that may help as well.

(Non-tech option: Information page is attached below)

2. Play [this game on iknowit.com](#) to practice your skills. Be sure to have your parents take a picture of your completion screen and send it to your teacher.

(Non-tech option: Complete Worksheet: Reteach 5.2 see class dojo)

# Fluency

When you read in a more natural way,  
you can better understand what you read!


**Phrasing**: Blend words together into meaningful phrases and not one word at a time.

**Accuracy**: Read the words correctly and fix mistakes if you make them.

**Punctuation**: Stop at periods. You should take a little breath, pause at commas, notice *different* text, and sound excited for exclamation marks! Can you make your voice go up when reading a sentence with a question mark?

**Expression**: Raise and lower your voice to show appropriate emotion.

**Rate**: Read at a good speaking style pace -- not too fast or toooooo  
ssssllllloooooooooowwww.



Follow the steps below. If you don't have a printer at home, your child can write answers on scrap paper. Take a picture after you have completed both assignments to send to your child's teacher. If you have any questions, email Mrs. Kuntz (Reading Specialist) [kuntztl@pcam.org](mailto:kuntztl@pcam.org).

### 1. Required Reading Fluency

- a. Give your child this **introduction**: "This story is about a skunk family that needs a place to sleep."
- b. **Time** your child reading for one minute. If your child is stuck on a word for 3 seconds, say the word and circle it. If s/he says a word wrong, circle it. Remember to mark where your child reads to at the end of the minute.
- c. **Count** the number of words your child read correctly - don't count any words that you circled. \*\*Mistakes are good! We have something to work towards.
- d. Your child can **write** the number here: I read \_\_\_\_\_ words per minute the first time I read.
- e. **Read** the passage as your child follows along, so s/he can hear how it should sound.
- f. Over the next few days (if possible), your child can **practice** reading the passage each day. Refer to the attached poster about fluency. \*\*One way you can practice is to "Echo Read" - you read a part and your child reads it again copying your expression.
- g. **Highlight** sight words in the story: they, want, was, here, find, out, very, there, don't, think
- h. Remind your child that reading should sound like talking and to pay attention to punctuation. **Time** them again for one minute.
- i. Your child can **write** the number here: Now I can read \_\_\_\_\_ words per minute. Celebrate!

### **Passage**

Mother, father, and baby skunk needed a place to rest. They wanted shade. They walked to a cave by a lake. Just inside the cave was a lump. It was a snake!

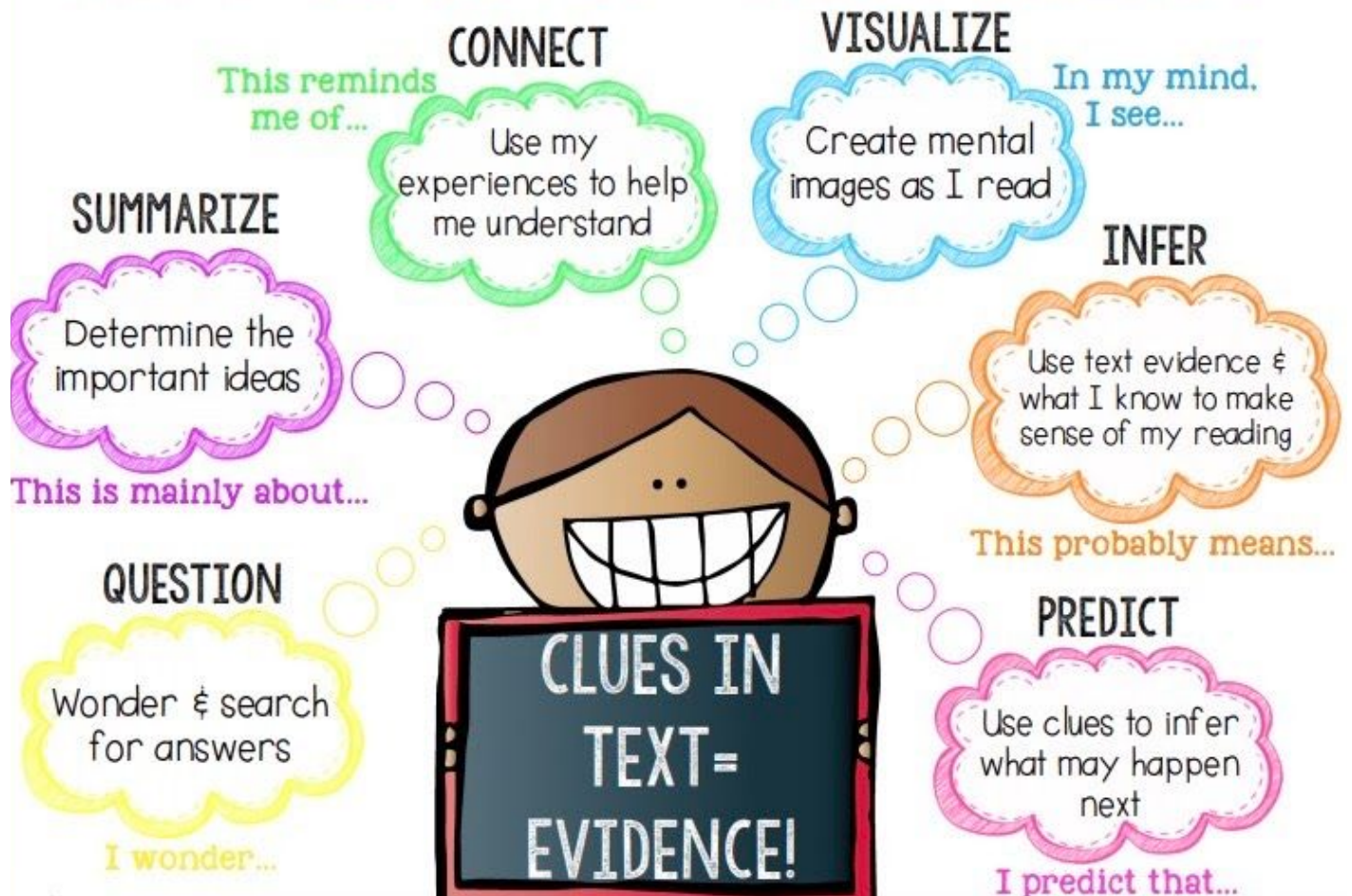
"We can't sleep here. This isn't a safe place," said mother skunk. "It's getting late. We must find a spot to sleep."

"Don't go yet," father skunk said. "I think the snake is tame. Let's talk to him and find out."

The snake left the cave. He grinned and said, "Hi, my name is Jake. I am very tame. That's my cave. You can see it's very safe. Let me take you there."

Together, they went in. Mother skunk felt good. "This is a safe place. We can sleep here."

# READING IS THINKING!



**Passage**

Mother, father, and baby skunk needed a place to rest. They wanted shade. They walked to a cave by a lake. Just inside the cave was a lump. It was a snake!

“We can’t sleep here. This isn’t a safe place,” said mother skunk. “It’s getting late. We must find a spot to sleep.”

“Don’t go yet,” father skunk said. “I think the snake is tame. Let’s talk to him and find out.”

The snake left the cave. He grinned and said, “Hi, my name is Jake. I am very tame. That’s my cave. You can see it’s very safe. Let me take you there.”

Together, they went in. Mother skunk felt good. “This is a safe place. We can sleep here.”

**2. Required Reading Comprehension**

**a. Talk about the following questions together:**

- i. Find the word **shade**. What does the word shade mean?
- ii. The skunks went into a cave to get shade. What else could they have done?
- iii. We can draw a conclusion about what kind of day it is in the story. Sunny or cloudy? How do you know?
- iv. Find the word **tame**. What do you think this means? What is the opposite of tame? Can you think of some tame and some wild animals?
- v. What do you think the author wanted us to understand at the end of paragraph 1 when he used an exclamation point? (They were scared or surprised).
- vi. How would you describe Jake? Why?

**b. Guide your child to answer the following questions:**

1. What is the setting of the story (or where it takes place)? \_\_\_\_\_

2. The main idea of the story is (Circle one):

Snakes are scary.

The skunk family needed a place to sleep.

3. What happened last? (Circle one)

They fell asleep under a tree.

They went to sleep in the cave.



# 2-D SHAPES



Circle



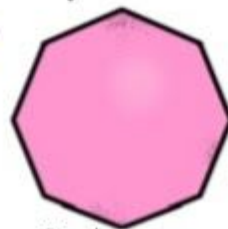
Square



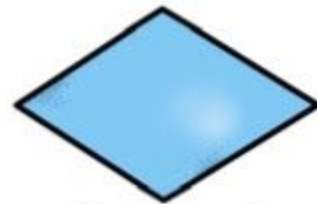
Triangle



Parallelogram




Octagon



Diamond



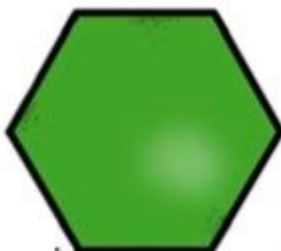
Trapezoid




Oval



Rhombus



Hexagon



Pentagon



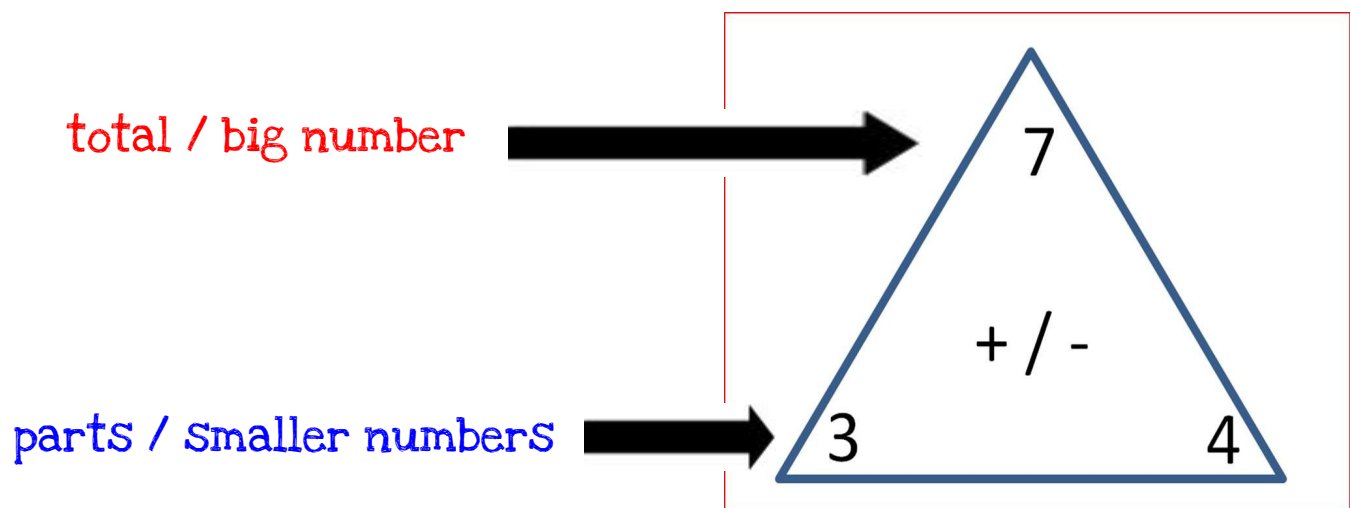
Rectangle

# Related Facts

also known as Fact Families

Fact Families are four facts that are related to each other.

The same three numbers are used to make two addition sentences and two subtraction sentences.



$$3 + 4 = 7$$

$$4 + 3 = 7$$

The **big number** is the sum of the two smaller numbers when adding.

$$7 - 4 = 3$$

$$7 - 3 = 4$$

The **big number** always starts a subtraction sentence.

★ These are the only four facts in this fact family.

A set of related facts only uses the same three numbers.

## First Grade Optional Activities:

The following activities are optional enrichment activities. The links in boxes should take you directly to the online activities. If you have any questions, let us know!

Have fun!

~First Grade Teachers

<p style="text-align: center;"><b><u>Spelling City</u></b></p> <p>Click the link above and go to <b><u>Unit 7 Week 2</u></b> and click games. ~ OR ~ Rainbow write the words: <b>horse, explore, thorn, sport, instead, complain</b> <b>* after, buy, pull, until</b></p>	<p style="text-align: center;"><b>Writing</b></p> <p>April 22nd was Secretary's Day. Write a letter or make a card for our wonderful secretary, Mrs. Carrie O'Neil to show her your appreciation! If you would like, you can email your letter/card to your homeroom teacher and we will make sure she sees it.</p>	<p style="text-align: center;"><b><u>Scholastic Magazine</u></b></p> <p>Follow the link above and click login. Read and explore <b><u>Mo Doesn't Give Up</u></b> and then play the game, <b>Sort the Books</b>.  *Logins will be posted on Class DOJO or you can email your homeroom teacher.</p>
<p style="text-align: center;"><b>Citizenship</b></p> <p>Create something to hang in your window that sends a positive message for others to see.</p>	<p style="text-align: center;"><b>Music- Mrs. Davis</b></p> <p>Complete the Quaver music assignment posted on ClassDojo. ~ OR ~ Draw a picture of yourself playing your favorite instrument.</p>	<p style="text-align: center;"><b>Computer- Mr. Ickes</b></p> <p>Follow the link below to complete Typing 2 activity!  <a href="https://drive.google.com/open?id=1PsDVFwQfw7e3Oq2VGx_iAz3sk4kJ1FR4">https://drive.google.com/open?id=1PsDVFwQfw7e3Oq2VGx_iAz3sk4kJ1FR4</a></p>
<p style="text-align: center;"><b>Art- Mrs. Heverly</b></p> <p>Create a warm/cool landscape. Add cool colors (blue, green, purple) in the ground areas and warm colors (red, orange, yellow) in the sky areas. Get creative!!</p> 	<p style="text-align: center;"><b>Physical Education- Mr. Fogel</b></p> <p><b><u>No Internet access workout:</u></b> Complete 3 rounds of 10 of each: push-ups, squats, burpees, and Jumping Jacks.</p> <p><b><u>With Internet access:</u></b> On Monday, Mr. Fogel will post his "Workout with Me" video on the site below: <a href="https://www.youtube.com/watch?v=dhCM0C6GnrY">https://www.youtube.com/watch?v=dhCM0C6GnrY</a></p>	<p style="text-align: center;"><b>Library- Ms. Brooks</b></p> <p>Go to the link for the read alouds or choose a book from home. Listen to a story, draw a picture of your favorite part and share it with us. <a href="https://pcpantherden.weebly.com/">https://pcpantherden.weebly.com/</a></p>

