














PCP 2nd Grade Choice Board- 4/20-4/24

Directions: Here are 12 activities for your child to complete over the next week. Challenge your child to complete 5-6 activities by Friday, April 24th. These activities were chosen by the 2nd grade team to review skills learned this year. **These are fun educational activities! Meaningful participation in some educational activity every week will be REQUIRED of all students starting April 20th, 2020 in order to pass for quarter 4.** Please be sure to share your child's work by messaging pictures on ClassDojo, by emailing your child's teacher, or by turning in hard copies of your child's work to Mr. Smorto on Mondays during choice board pick up times. This is how your child will get credit for each week. We hope these activities are fun and engaging for your child! -2nd Grade Team

 <ol style="list-style-type: none"> Click the YouTube link to review coins with Jack Hartmann Click the Kahoot! link. Enter first name and last name to play. Complete the Coin Challenge. <u>OPTIONAL: Your child can also complete this linked counting money matching game.</u> 	<ol style="list-style-type: none"> Click on the icon. Scroll down to Week 1, Day 5: Life Science-Bones. Watch the story "Dem Bones". Read the online book: "You Have Healthy Bones" View the video: Bones, Bones, Bones! Complete the spelling activity, "Whose Bones Are Those?" 	<ol style="list-style-type: none"> Click the Earth. Listen to Mrs. Gibbons read "Our Tree Named Steve" on Flipgrid. Draw a tree. Write the Main Idea on the trunk. Write supporting details on leaves or branches. Post a video sharing your tree. 	<ol style="list-style-type: none"> Click the butterfly. Complete the Butterfly Chromatography craft. Share your completed craft on ClassDojo or Flipgrid. 
<ol style="list-style-type: none"> Click on the Minnie ears to go on a field trip to Walt Disney World's Magic Kingdom! View as many of the videos as you would like. <u>Click here to fill out or talk about your field trip using the worksheet.</u> 	 <ol style="list-style-type: none"> Listen to "Harry. The Dirty Dog". Write to your teacher explaining the steps you think it would take to give a dog a bath. (Use words like first, next, last.). <u>Click here for instructions on how to create a toilet paper dog.</u> 	 <ol style="list-style-type: none"> Click on the YouTube link to learn how hand sanitizer kills germs. 	 <ol style="list-style-type: none"> Click the YouTube link and listen to "Rosie Revere Engineer" <u>Click here to access the "Character Trait" worksheet.</u> Scroll to page 18. Complete or discuss worksheet with your parent or sibling.
<ol style="list-style-type: none"> Click the pineapple below. Complete the Bananas and Pineapples Compare and Contrast activity. Take a picture and share your work on ClassDoJo. 	<ol style="list-style-type: none"> <u>Click here to watch a video on telling time.</u> Click the clock below to play Clock Splat. <u>Print and complete this worksheet tell time to the hour.</u> <u>Print and complete this worksheet telling time to the half hour.</u> 	<ol style="list-style-type: none"> Draw a traditional hopscotch board. Toss a rock. Create an addition or subtraction fact for that number. If the rock lands on 5 you could say 2+3=5 or 7-2=5. Hop to the number after correctly saying a fact. 	<ol style="list-style-type: none"> Practice Unit 6 Week 1 words. You can paint, write with chalk, shaving cream, or spelling your words while exercising (i.e jump rope, skip etc). GET CREATIVE!! 

2nd Grade Teacher Emails:

- Abby Bono- BonoAA@pcam.org
- Amber Brown- BrownAM@pcam.org
- Lisa Brown- BrownLM@pcam.org
- Angela Gibbons – GibbonAM@pcam.org
- Brianna Gillin- GillinBL@pcam.org
- Jason Grassi- GrassiJO@pcam.org
- Lee Ann Harvey- HarveyLA@pcam.org
- Theresa Kuntz- KuntzTL@pcam.org
- Nicole Stohon- StohonNA@pcam.org

Links/Directions for Choice Board Activities

***Links/Directions below go in order from left to right with how they appear on the choice board. ***

Row 1:

1. Counting Coins-
 - a. The Money Song- <https://bit.ly/MONEYSONG>
 - b. Money Kahoot!- <https://bit.ly/COINKAHOOT>
 - c. Optional Money Match Game- <https://bit.ly/MONEYMATCH>
2. Week 1 Day 5- Life Science Bones – <https://bit.ly/SCHOLASTICBONES>
3. Flipgrid Earth Day Activity- <https://flipgrid.com/147cc230>
4. Butterfly Craft- <https://bit.ly/BUTTERFLYART>

Row 2:

1. Magic Kingdom Virtual Trip
 - a. <https://bit.ly/DISNEYVIRTUALTRIP>
 - b. <https://bit.ly/FIELDTRIPWORKSHEET>
2. Harry the Dirty Dog-
 - a. <https://bit.ly/HARRYTHEDIRTYDOG>
 - b. <https://bit.ly/TOILETROLLDOG>
3. Hand Sanitizer Info- <https://bit.ly/HANDSANITIZERVID>
4. Rosie the Revere-
 - a. <https://bit.ly/ROSIETHEREVERE>
 - b. <https://bit.ly/ROSIECHARACTER>

Row 3:

1. Pineapple and Bananas Compare/Contrast- <https://bit.ly/PINEAPPLES>
2. Telling Time-
 - a. Telling Time Video- <https://bit.ly/TELLINGTIMEVID>
 - b. Clock Splat- <https://bit.ly/CLOCKSPLAT>
 - c. Time to the Hour- <https://bit.ly/TIMETOTHEHOUR>
 - d. Time to the Half Hour- <https://bit.ly/TIMETOTHEHALFHOUR>
3. Spelling Lists-
 - a. <https://bit.ly/SPELLINGWORDS>