










PCP 2nd Grade Choice Board- 4/13-4/17

Directions: Here are 12 **OPTIONAL** activities for your child to complete over the next week. Challenge your child to complete 5-6 activities by Friday, April 17th. These activities were chosen by the 2nd grade team to review skills learned this year. Some of these activities can be completed as a family or independently by your child. On the back of this choice board you will also find links to activities our specials teachers have shared. Feel free to share, on ClassDojo or through your child's teacher's email, pictures of your child or family completing these activities. We hope these activities are fun for your family. We look forward to seeing what you share with us. Take care and stay healthy! - 2nd Grade Team

<ol style="list-style-type: none"> 1. Click the various time icons below. Go in order from left to right. 2. Watch and explore how to read and tell time using an analog clock. 	<ol style="list-style-type: none"> 1. Click on the icon below. 2. Scroll to Week 1, Day 2 Earth Science- Weather. 3. Watch, "Come On, Rain!". 4. Read "Rainy Weather Days". 5. Watch "It's Raining, It's Pouring" video and complete "Draw and Write" activity. 6. Share drawings on ClassDojo. 	<ol style="list-style-type: none"> 1. Click the Earth icon and watch the short video about recycling. 2. Discuss recycling with your family. 3. Click the NatGeo icon and play the recycling. 	<ol style="list-style-type: none"> 1. Grab a pair of dice or a pack of cards. Remove the face and ace cards. 2. Create two 2-digit numbers by rolling your dice or choosing 2 cards. 3. Add (ex $24 + 36$) or subtract ($62 - 25$) your numbers. 4. Check answers with a calculator. 
<p>You Tube</p> <ol style="list-style-type: none"> 1. Click on the icon above. 2. Watch short video on how germs spread. 3. Create a poster that shows how to stop the spread of germs. 4. Be sure to make pictures showing your 'tips'. 5. Share poster on ClassDojo. 	<p>Storyline Online</p> <ol style="list-style-type: none"> 1. Listen to "Please, Please, The Bees". 2. Review and discuss the theme of the story. 3. Write about a time when you had to cooperate with your family/friends. 4. Share what you wrote on ClassDojo. 	 <ol style="list-style-type: none"> 1. Click icon above. 2. Watch video to learn how to draw the Earth as a heart. 3. Share your drawings on ClassDojo. 	 <ol style="list-style-type: none"> 1. Click the FlipGrid icon. 2. Listen to Mrs. Gibbons video of her reading a poem. 3. As you're listening make a list of rhyming words you hear. 4. Video yourself completing a chore a home. 5. Share on FlipGrid.
 <ol style="list-style-type: none"> 1. Click the icon above. 2. Print off the indoor scavenger hunt worksheet. 3. See how many items you can find. 	<ol style="list-style-type: none"> 1. Talk to your family about what you miss about school and what you like about being home. 2. Write 3 things you miss about school and 3 things you like about being home. 3. Share your writing on ClassDojo or send it to your teacher's email. 	<ol style="list-style-type: none"> 1. Choose a way to write your spelling words. 2. Use Unit 5 Week 4 words. 3. You can play sparkle, write your words in ABC order, or write your vowels in a different color. 	<ol style="list-style-type: none"> 1. Choose your favorite picture book to read to your family. 2. Have your family record you reading the story and share your video to ClassDojo. 3. Click the icon for questions to use when discussing the story. 

2nd Grade Teacher Emails:

- Abby Bono- BonoAA@pcam.org
- Amber Brown- BrownAM@pcam.org
- Lisa Brown- BrownLM@pcam.org
- Angela Gibbons – GibbonAM@pcam.org
- Brianna Gillin- GillinBL@pcam.org
- Jason Grassi- GrassiJO@pcam.org
- Lee Ann Harvey- HarveyLA@pcam.org
- Theresa Kuntz- KuntzTL@pcam.org
- Nicole Stohon- StohonNA@pcam.org

Links/Directions for Choice Board Activities

***Links/Directions below go in order from left to right with how they appear on the choice board. ***

Row 1:

1. Time Videos-
 1. <https://bit.ly/LearnAboutTheClock>
 2. <https://bit.ly/NUMBEROOCKTIME>
 3. <https://bit.ly/HIPHOPAROUNDTHECLOCK>
2. Week 1, Day 2- Earth Science-Weather- <https://bit.ly/EARTHSCIENCEWEATHER>
3. Recycling Activity-
 1. <https://bit.ly/HOWRECYCLINGWORKS>
 2. <https://bit.ly/RECYCLINGGAME>

Row 2:

1. Germ Activity- <https://bit.ly/HOWGERMSSPREAD>
2. "Please, Please the Bees"- <https://bit.ly/PLEASEBEES>
3. How to Draw the Earth- <https://bit.ly/HOWTOEARTH>
4. FlipGrid Poem Activity- <https://flipgrid.com/1c250ad4>

Row 3:

1. Indoor Scavenger Hunt- <https://bit.ly/INDOORHUNT>
2. Spelling Lists- <https://bit.ly/SPELLINGWORDS>
3. Reading Questions- <https://bit.ly/READINGQUESTIONS>

Special Activities-

Gym Activities- <https://bit.ly/MRFOGELWEEK3>