









PCP 2nd Grade Choice Board- 3/30-4/3

Directions: Here are 10 **OPTIONAL** activities for your child to complete over the next week. Challenge your child to complete 5-6 activities by Friday, April 3rd. These activities were chosen by the 2nd grade team to review skills learned this year. Some of these activities can be completed as a family or independently by your child. Feel free to share, on ClassDojo or through your child's teacher's email, pictures of your child or family completing these activities. We hope these activities are fun for your family. We look forward to seeing what you share with us. Take care and stay healthy! - 2nd Grade Team

<p>You Tube</p> <ol style="list-style-type: none"> 1. Click the YouTube logo. 2. Watch the short video. 3. Discuss with your family, "What sense have you been noticing more this week?" 	<ol style="list-style-type: none"> 1. Click on the various money icons. 2. Listen to the songs and practice identifying and counting money. 	 <ol style="list-style-type: none"> 1. Click on the link. 2. Play the "Addition and Subtraction Facts Drill within 20" game. 	<p>Use a deck of cards to play addition or subtraction top it (aka war) with your child. Directions are on the back of this choice board.</p> 
<p>Click on the icon for a complete list of 2nd grade words. We are currently on Unit 5 Week 3 spelling words. Choose a fun way to write your words. Examples include rainbow write or writing words with shaving cream/chalk.</p> 	<h2>Free Space</h2>		 <ol style="list-style-type: none"> 1. Click the pencil icon. 2. Watch video (optional). 3. Write a letter to your teacher sharing what you've been up to. 4. Take a picture of your letter. Share through email/ClassDojo.
<ol style="list-style-type: none"> 1. Find a recipe you and your family can make together. 2. Click the cupcake for some ideas (optional). 3. Help your family by reading the recipe and measuring the items needed. 	 <ol style="list-style-type: none"> 1. Click the icon above. 2. Choose your favorite animal to watch. 3. Write 3 reasons why this animal is your favorite. 	<p>Storyline Online</p> <ol style="list-style-type: none"> 1. Click the icon above and listen to "A Bad Case of the Stripes" 2. Discuss the theme of the story. Here's a video to review. 3. Brainstorm then write three ways that you are unique. 	<p>Take a walk with your family. Find three pieces of evidence that spring has arrived. Share your evidence by sending a picture to your teacher's email. Ex. Buds on the trees, growing flowers etc.</p> 

2nd Grade Teacher Emails:

- Abby Bono- BonoAA@pcam.org
- Amber Brown- BrownAM@pcam.org
- Lisa Brown- BrownLM@pcam.org
- Angela Gibbons – GibbonAM@pcam.org
- Brianna Gillin- GillinBL@pcam.org
- Jason Grassi- GrassiJO@pcam.org
- Lee Ann Harvey- HarveyLA@pcam.org
- Theresa Kuntz- KuntzTL@pcam.org
- Nicole Stohon- StohonNA@pcam.org

Links/Directions for Choice Board Activities

***Links/Directions below go in order from left to right with how they appear on the choice board. ***

Row 1:

1. YouTube Sense Activity-
<https://www.youtube.com/watch?v=7kTm9C3eiQ4&feature=youtu.be>
2. Money Songs –
<https://www.youtube.com/watch?v=vMSAzl6V95M>
<https://www.youtube.com/watch?v=pnXJGNo08v0>
<https://www.youtube.com/watch?v=RVpcZ5obmsM>
3. Top it (aka War) Directions-
 1. Remove all face and ace cards.
 2. Distribute the rest of the cards evenly between two players.
 3. Place cards face down in a pile in front of each player.
 4. Each player flips over the top card from their pile. Choose to add or subtract the numbers on the card.
 5. If the numbers are the same, place one card face down and then one card face up on top. Whoever has the bigger number wins the round and cards.
 6. Continue until you're out of cards. The person with the most cards at the end wins.

Row 2:

1. Here is a link to all 2nd grade spelling lists.
https://drive.google.com/file/d/13BGohm7tPi-pBYZl2lQf_4pTCe90l9qW/view?usp=sharing
2. Letter Writing Video (optional)- <https://www.youtube.com/watch?v=y2d-0dlimgY>

Row 3:

1. Kid Friendly Dinner Recipes (optional)- <https://www.delish.com/cooking/g1372/quick-kids-dinner-recipes/>
2. Houston Zoo Webcams- <https://www.houstonzoo.org/explore/webcams/>
3. "A Bad Case of the Stripes"- <https://www.storylineonline.net/books/a-bad-case-of-stripes/>
 - a. Review of theme- <https://www.youtube.com/watch?v=RecVd-6g-IY>
4. Use the emails listed above or your child's ClassDojo account to share your pictures.