





Tic-Tac-Toe Music Activities

Directions: Choose activities from the grid below to get four in a row!

<p>Sing the Star-Spangled Banner with all the correct words.</p>	<p>Go to PBSkids.org. Click on the games button. Click on More Topics. Click on Music Games. Play all three Music Maker games.</p>	<p>Practice drawing eighth notes.</p> 	<p>Make a list and name as many instruments as you can.</p>
<p>Keep a journal and log how many times a day you hear music. Do this for three days.</p>	<p>Find items in your home and invent your own instrument (example – egg shaker maraca)</p>	<p>Go to PBSKids.org. Click on the games button. Click on More Topics. Click on Music Games. Click on Pinka-Perfect Band. Make all three instruments and play with the band.</p>	<p>Practice drawing whole rests.</p> 
<p>Draw a picture of yourself playing your favorite instrument.</p>	<p>Practice drawing half notes and half rests.</p> 	<p>Teach someone at home how to play one of the games we learned in class.</p>	<p>Learn the words to and sing God Bless America.</p>
<p>Practice drawing quarter notes and quarter rests.</p> 	<p>Sing one of your favorite songs we learned in class to someone at home.</p>	<p>Write a list of items in your house that could be used as a musical instrument (example – spoons)</p>	<p>Play the game listed below.</p>

GAME: Go to the website below. Your username is your First and Last name with a space in between. Password is Music. Play a new game. Ask a parent for help to get you started. I will check your progress as you work through to the end. Have fun!
www.listeningadventures.carnegiehall.org