

# Hey 4<sup>th</sup> Grade!

We miss you!

We can't wait to get back to school to see your smiling faces soon!

Until then, we wanted to give you a way to have a little fun and stay connected while you are at home.

Check out the choice board on the next page!

All of these activities are optional but are a great way to review and keep your brain sharp.

Try to complete 5 (or more) activities by Friday.

Take a picture or record a short video and send it to any teacher in your pod.

We are eager to see your work!




Your 4<sup>th</sup> Grade Teachers,

Mrs. Mullen Mrs. Audley Ms. Dillon Mr. Marra

Mrs. Mardula Mrs. Reed Mrs. Baker

[MullenAL@pcam.org](mailto:MullenAL@pcam.org) [AudleyLS@pcam.org](mailto:AudleyLS@pcam.org) [DillonLJ@pcam.org](mailto:DillonLJ@pcam.org) [MarraBJ@pcam.org](mailto:MarraBJ@pcam.org)

[MardulMM@pcam.org](mailto:MardulMM@pcam.org) [ReedSL@pcam.org](mailto:ReedSL@pcam.org) [BakerKM@pcam.org](mailto:BakerKM@pcam.org)

<p style="text-align: center;"><b><u>Buddy Reader</u></b></p> <p>Read a picture book to a younger sibling or video call a grandparent and read to them. Remember to use expression while you read!</p>	<p style="text-align: center;"><b><u>Math Magic</u></b></p> <p>Use a deck of cards or dice to create a 6-digit number. Write the number in expanded form, word form, and standard form. Round the number to the nearest hundred and thousand.</p>	<p style="text-align: center;"><b><u>Factor Pairs</u></b></p> <p>Find the factor pairs of all the ages in your family. Who has the most factor pairs in their age?</p> <p style="text-align: center;"></p>
<p style="text-align: center;"><b><u>Create it</u></b></p> <p>Create a representation of the water cycle using household items. If you can, snap a picture and share it!</p> <p style="text-align: center;"></p>	<p style="text-align: center;"><b><u>Grammar</u></b></p> <p>Make a paper airplane. Throw it 10 times. Use a prepositional phrase to describe where it lands each time. (Examples: Under the chair, on the counter, near the dog...)</p>	<p style="text-align: center;"><b><u>Measurement</u></b></p> <p>Find a rectangle in your house. Measure it to the nearest inch or foot. Determine the area and perimeter of the shape. Remember to use the formulas <math>A=L \times W</math> and <math>P=L+L+W+W</math>.</p>
<p style="text-align: center;"><b><u>Be the Teacher</u></b></p> <p>Read or listen to the article at <a href="https://superscience.scholastic.com/issues/2019-20/090119/hanging-tough.html#860L">https://superscience.scholastic.com/issues/2019-20/090119/hanging-tough.html#860L</a>. Teach your family three facts that you learned by reading this article. Share a picture of your best drawing of a sloth. Include the facts under your picture.</p>	<p style="text-align: center;"><b><u>Stay Connected</u></b></p> <p>Email a teacher! We would love to hear from you! Log into Office 365 through Mr. Ickes's web page (<a href="http://ickesbk4.weebly.com/interact-with-ickes.html">http://ickesbk4.weebly.com/interact-with-ickes.html</a>). Remember that your email address is Firstname.Lastname@pcsd.k12.pa.us.</p>	<p style="text-align: center;"><b><u>Field Trip</u></b></p> <p>Visit the National Aquarium's live stream of the Pacific Coral Reef at <a href="https://www.aqua.org/Experience/live#pcr">https://www.aqua.org/Experience/live#pcr</a>. Draw a picture of or talk about the animal habitat that you are observing.</p>
<p style="text-align: center;"><b><u>Geography</u></b></p> <p>Watch the video on the 7 continents at <a href="https://www.youtube.com/watch?v=rCYERpZ4Ujc">https://www.youtube.com/watch?v=rCYERpZ4Ujc</a>. Teach a family member the 7 continents and how to remember them. Then quiz them.</p>	<p style="text-align: center;"><b><u>Nature Walk</u></b></p> <p>Take a walk outside. Draw a map using the cardinal directions to show us the path you took.</p> <p style="text-align: center;"></p>	<p style="text-align: center;"><b><u>Journal</u></b></p> <p>Write a journal entry. Write about your time off so far. Try writing a goal to achieve next week.</p>

